

Number and Measure  
Level 1  
Section B (Non-Calculator)

Diagram Booklet

In the boxes below, write your name, centre number and candidate number.

Surname					
Other names					
Centre Number					
Candidate Number					

## INSTRUCTIONS

There may be spare copies of some diagrams in case you need them.

**THIS DIAGRAM BOOKLET MUST BE RETURNED  
WITH THE QUESTION PAPER AT THE END OF THE  
EXAMINATION.**

## **Contents**

### **Page**

<b>4</b>	<b>Question 4(a)</b>
<b>5</b>	<b>Question 4(b)</b>
<b>6</b>	<b>Question 4(b) (Spare copy)</b>
<b>7</b>	<b>Question 6(a)</b>
<b>8</b>	<b>Question 8</b>
<b>9</b>	<b>Question 10</b>
<b>10</b>	<b>Question 10 (Spare copy)</b>

Question 4(a)



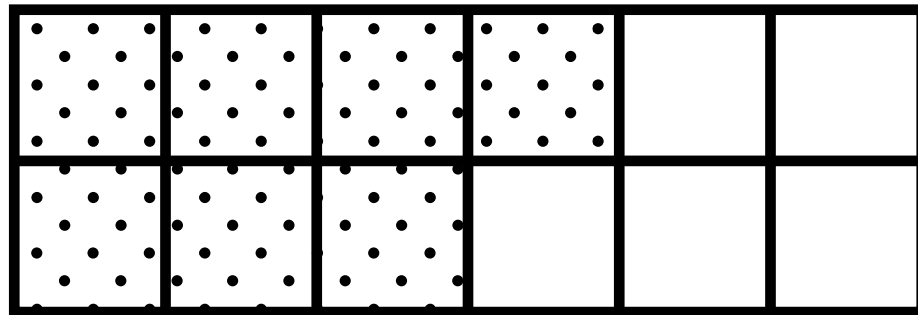
Question 4(b)

**A** \_\_\_\_\_

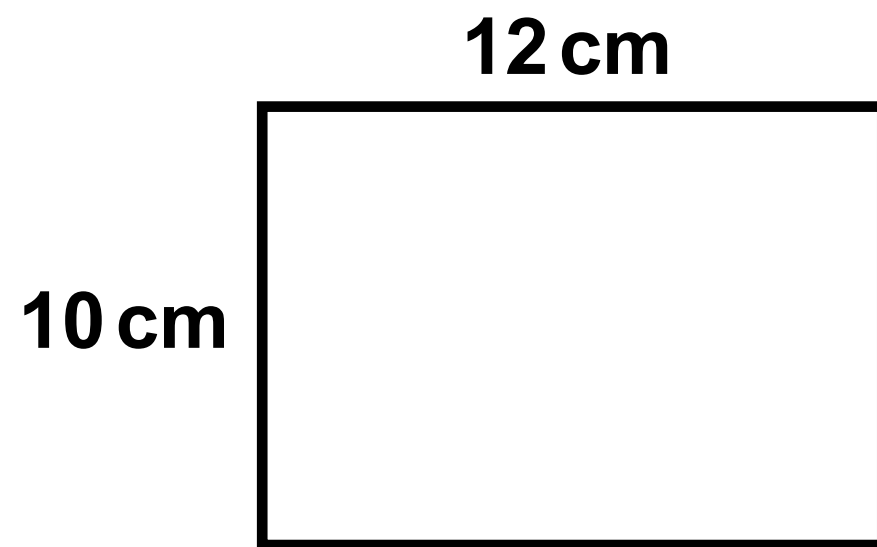
Question 4(b)

**A** \_\_\_\_\_

# Question 6(a)

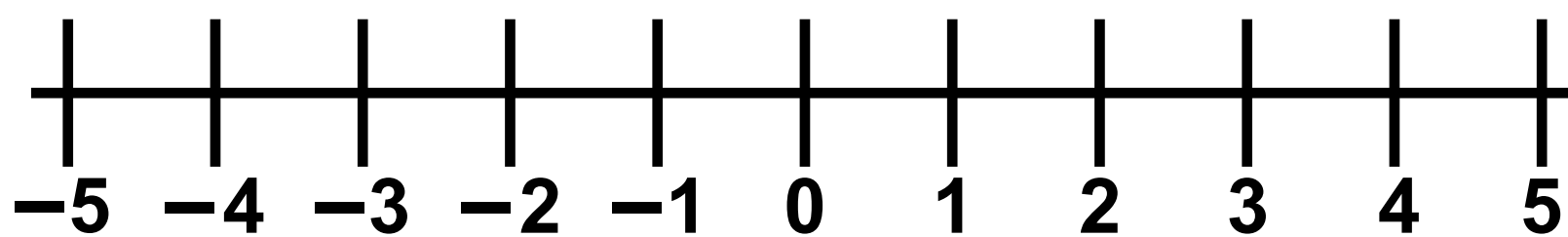


Question 8





# Question 10



Question 10

